

पाठ 6
घटाना

4



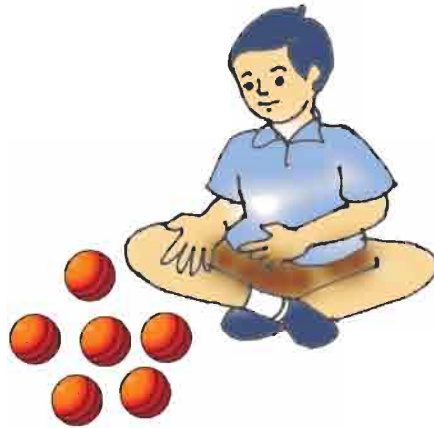


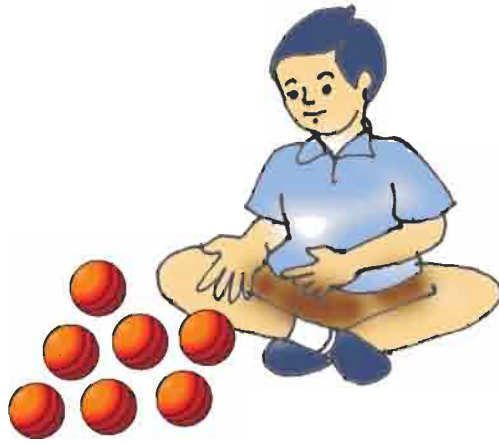

- 2




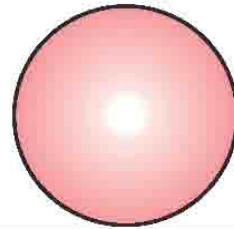

2



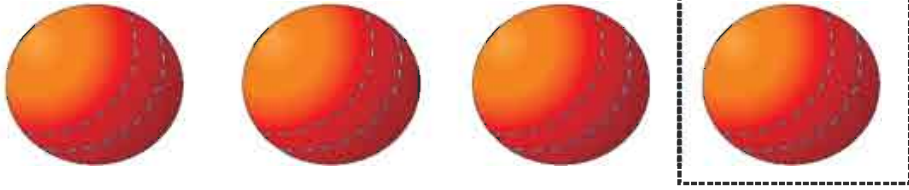
घटाओ




घटाओ



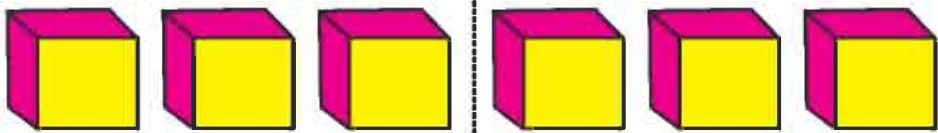
घटाओ



$$\boxed{4} - \boxed{1} = \boxed{3}$$




$$\boxed{} - \boxed{} = \boxed{}$$



$$\boxed{} - \boxed{} = \boxed{}$$




घटाओ




$$\boxed{4} - \boxed{1} = \boxed{3}$$

$$\begin{array}{r} 4 \\ - 1 \\ \hline 3 \end{array}$$




$$\boxed{} - \boxed{} = \boxed{}$$





$$\boxed{} - \boxed{} = \boxed{}$$

घटाओ





-

=





-

=





-

=




-

=




-


=




देखें और समझें


$$2$$


-


$$2$$

0


$$1$$

-


$$1$$

0



अभ्यास

$$\begin{array}{|c|} \hline \text{1} \\ \hline \end{array} - \begin{array}{|c|} \hline \text{0} \\ \hline \end{array} = \begin{array}{|c|} \hline \text{1} \\ \hline \end{array}$$

$$\begin{array}{|c|} \hline \text{3} \\ \hline \end{array} - \begin{array}{|c|} \hline \text{0} \\ \hline \end{array} = \begin{array}{|c|} \hline \square \\ \hline \end{array}$$

$$\begin{array}{|c|} \hline \text{5} \\ \hline \end{array} - \begin{array}{|c|} \hline \text{5} \\ \hline \end{array} = \begin{array}{|c|} \hline \square \\ \hline \end{array}$$

$$\begin{array}{|c|} \hline \text{8} \\ \hline \end{array} - \begin{array}{|c|} \hline \text{8} \\ \hline \end{array} = \begin{array}{|c|} \hline \square \\ \hline \end{array}$$


$$\begin{array}{|c|} \hline \text{6} \\ \hline \end{array} - \begin{array}{|c|} \hline \text{6} \\ \hline \end{array} = \begin{array}{|c|} \hline \square \\ \hline \end{array}$$



घटाओ

$\begin{array}{r} 5 \\ - 3 \\ \hline \end{array}$	$\begin{array}{r} 7 \\ - 2 \\ \hline \end{array}$	$\begin{array}{r} 3 \\ - 1 \\ \hline \end{array}$
$\begin{array}{r} 9 \\ - 4 \\ \hline \end{array}$	$\begin{array}{r} 8 \\ - 6 \\ \hline \end{array}$	$\begin{array}{r} 7 \\ - 4 \\ \hline \end{array}$
$\begin{array}{r} 6 \\ - 3 \\ \hline \end{array}$	$\begin{array}{r} 5 \\ - 1 \\ \hline \end{array}$	$\begin{array}{r} 9 \\ - 7 \\ \hline \end{array}$
$\begin{array}{r} 4 \\ - 2 \\ \hline \end{array}$	$\begin{array}{r} 8 \\ - 5 \\ \hline \end{array}$	$\begin{array}{r} 7 \\ - 5 \\ \hline \end{array}$
$\begin{array}{r} 3 \\ - 2 \\ \hline \end{array}$	$\begin{array}{r} 4 \\ - 3 \\ \hline \end{array}$	$\begin{array}{r} 5 \\ - 4 \\ \hline \end{array}$
$\begin{array}{r} 4 \\ - 3 \\ \hline \end{array}$	$\begin{array}{r} 8 \\ - 4 \\ \hline \end{array}$	$\begin{array}{r} 6 \\ - 5 \\ \hline \end{array}$





चित्र में देखकर बताएँ

- कितनी गेंद हैं?
- कितने लड़के हैं?
- कितनी लड़कियाँ हैं?
- कितने झूले हैं?
- लड़के और लड़कियों में कौन अधिक है?

