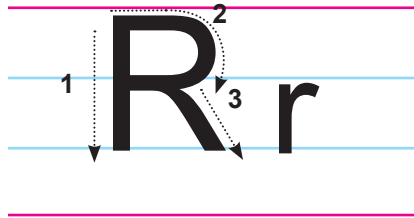



# Alphabet - R to Z

# 4



Rose



Rat

Let's Learn



Let's practise

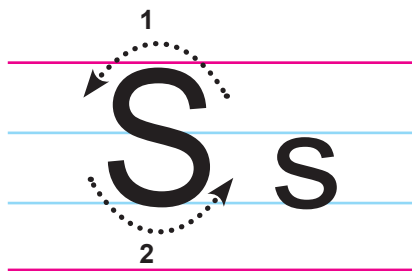


## Let's Practise




### शिक्षण संकेत

- ● वर्णमाला के सभी अक्षरों का मौखिक अभ्यास करवायें अर्थात् केवल बोलकर पहचान करवाएँ। चित्रों को देखकर उनके अंग्रेजी नाम बुलवाए और मौखिक अभ्यास करवाएँ। 1,2,3,4 के संकेत के द्वारा अक्षर बनाने का अभ्यास मात्र उस पर उँगली घुमाकर करवाएँ तब अक्षर की डॉटेड आकृति को मिलाकर अक्षर लिखने का अभ्यास करवाएँ, तत्पश्चात अभ्यास कार्य में शिक्षक बच्चों से पहले अधूरे स्ट्रोकस का प्रयोग करवाकर पूरे अक्षरों को बनवायें। अर्थात् पहले आधे स्ट्रोकस की सहायता से पूरा letter बनवाएँ।


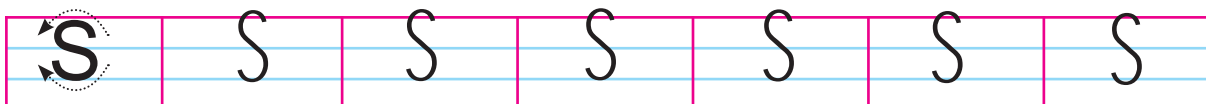


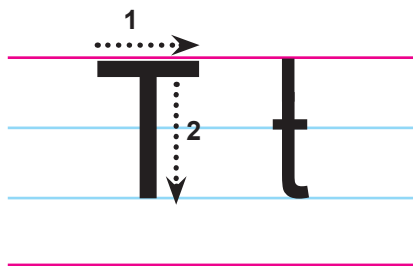
Spoon





Sun


Let's practise






 <p><u>T</u>ree</p>	 <p><u>T</u>omato</p>
--	---

Let's practise

							
			⋮		⋮		



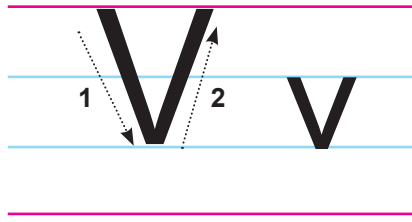
Umbrella



Uniform

**Let's practise**

	U	U	U	U	U	U



Van



Violin

Let's practise


Look and say.

R r



S s



T t



U u



V v




Match these letters.

R  
S  
T  
U  
V

t  
u  
v  
s  
r

Join the dots and colour the picture.




शिक्षण संकेत

→ ● शिक्षक बच्चों से बिन्दुओं को मिलाकर चित्र पूरा करने को कहें। तत्पश्चात चित्र में रंग भरवाएँ।




Match the letters with the pictures.



R



S



T



U







V

Match the capital letters with the small letters.

The central circle contains the following capital letters: R, U, S, T, and V.

The surrounding star-shaped boxes contain the following lowercase letters: r, s, t, t, r, v, r, and s.

Colour the pictures.



R

Blue

S

Yellow

T

Green

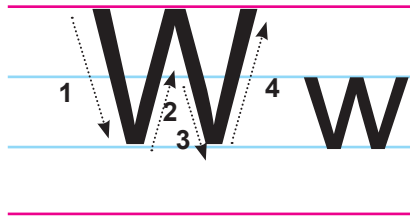
U

Red

V

Orange

→ ● बच्चों से पहले वर्णों में बताये अनुसार रंग भरवाये, फिर चित्रों में रंग भरने को कहें।



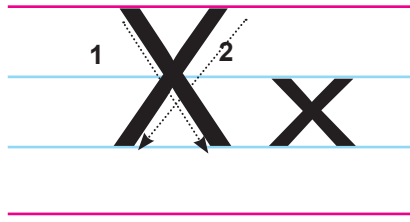
Watch



Woman

Let's practise






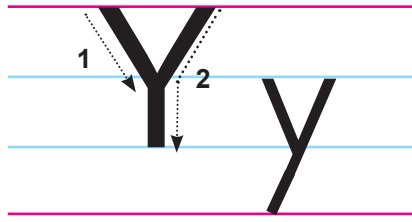
X-ray



X-mas tree

Let's practise

	X	X	X	X	X	X



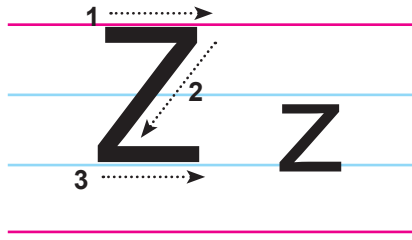
Yoyo



Yacht















Let's practise

	Y	Y	Y	Y	Y	Y




 <p><b>Zebra</b></p>	 <p><b>Zero</b></p>
---	---

**Let's practise**

Join the dots and colour the picture.



शिक्षण संकेत

→ ● शिक्षक बच्चों से बिन्दुओं को मिलाकर चित्र पूरा करने को कहें। तत्पश्चात चित्र में रंग भरवाएँ।



Look and say.

Ww



Xx



Yy



Zz



Match these.

W	y
X	z
Y	w
Z	x

A red arrow points from the 'W' in the first row to the 'w' in the third row.

Encircle W, X, Y, Z.

W	A	B	W	W
K	X	F	X	D
Y	Q	Y	P	Y
Z	Z	L	E	Z

Match the pictures with the letters.



R

S

T

U

V

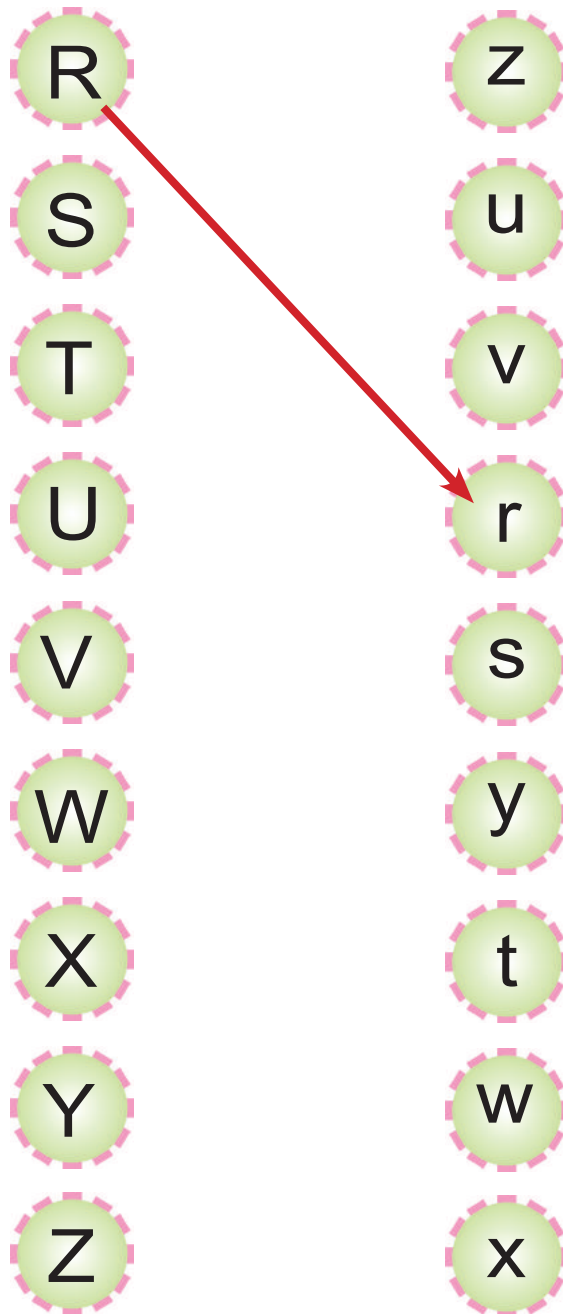
W

X

Y

Z

Match these letters.



Fill in the missing letters.

R \_ T \_ \_ W \_ \_ Z

## Capital letters

A B C D E

F G H I J

K L M N O

P Q R S T U

V W X Y Z

## Small letters

a b c d e

f g h i j

k l m n o

p q r s t u

v w x y z

## Revision Exercise-I


### 1. Look and say.



Apple



Doll



Elephant



Fish



Goat



Inkpot



Lion



Moon



Orange



Peacock



Quill



Spoon



Umbrella



Uniform



Violin



X-mas tree

## 2. Look and say.


(i) A B C D E F G H I J K L M N O P Q  
R S T U V W X Y Z

(ii) B C D A F E H G K I J N L M Q P O  
T S R W V U Z Y X

(iii) a b c d e f g h i j k l m n o p q r s  
t u v w x y z

(iv) g d a c b e i h j k l m n o p q r s u  
t x v w z y

## 3. Complete these strokes.





#### 4. Let's Practise.





Match these letters.

G

H

M

R

F

X

Y

Q

h

g

r

m

q

y

x

f

## Practice Test Paper – I

### Part A - Oral

**Q.1 Read aloud any 10 letters asked by the teacher.**

H J Z K L M A  
B S T C G N D  
F E X I Y O U


**Q.2 Read aloud any 10 letters asked by the teacher.**

c d z y b o  
l a s t e g  
k i m q y p

**Q.3 Point out B, M, G, A, R and b, d, h, m, j given in the following words.**

bat, Mala, Bala, doll, hen, Ganga,  
monkey, jug, Anu, Ravi

Q.4 Look at the pictures and name them in English.



## Part B - Written

### Q.1 Match these letters.



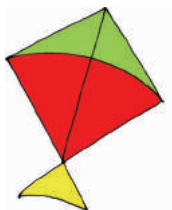
### Q.2 Fill in the missing letters.

(i) . . . . B C . . . . .

(ii) I . . . . . L

(iii) N . . . . . P . . . . .

### Q.3 Match the pictures with the letters.



V



S



K



F



W